



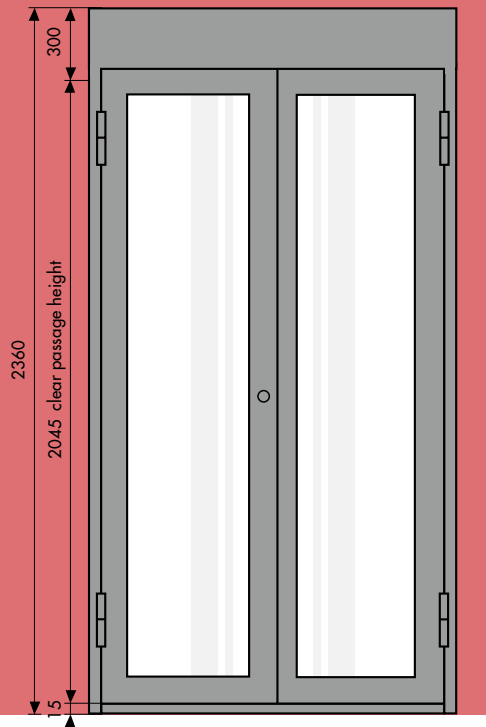
Schneebeli
Security
Interlocking
Doors Type RENO

Security, fire protection, transport passage and escape route – all are combined in the security interlocking doors type RENO.



Schneebeli RENO security interlocking doors are installed where only authorised personnel are permitted access to a certain part of a building, e.g. staff entrance, banking room, EDP room. Together with a freely selectable access control system, the RENO mantrap offers high security for the passage of 200 to 300 people per hour (depending on the configuration).

In addition to only permitting the staff to enter one at a time, the RENO system offers 3 other important features such as TRANSPORT PASSAGE, FIRE PROTECTION and ESCAPE ROUTE. The RENO system is also very elegant and blends in beautifully with its surroundings. The RENO system is best suited for new buildings, but it can also be installed in RENOVated buildings, as it can be mounted on finished flooring.



RENO System

The RENO mantrap consists of a compact booth of various widths with two side walls, fitted with swing door elements on the inside and outside. Two mutually independent swing door drives are installed at the top in the roof area. The floor frame with an anti-slip rubber contact mat is 15 mm high and can be placed on or recessed into the finished floor.

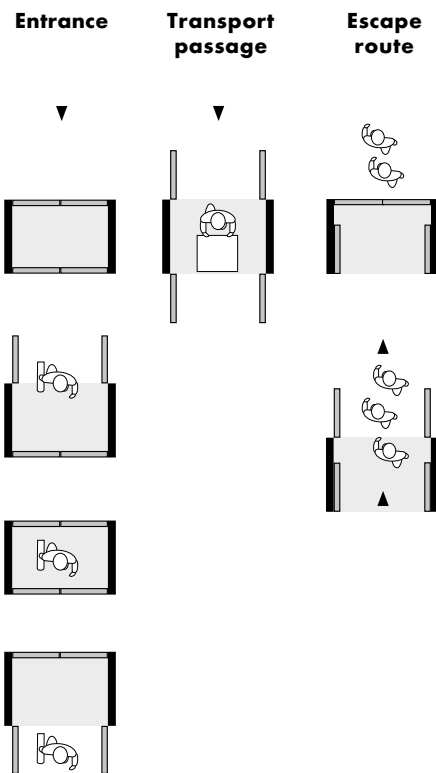
The glazing of the outer tubular steel door is made from laminated safety glass. The single pane of the inner glass door is made from 10 mm-thick toughened safety glass.

Function

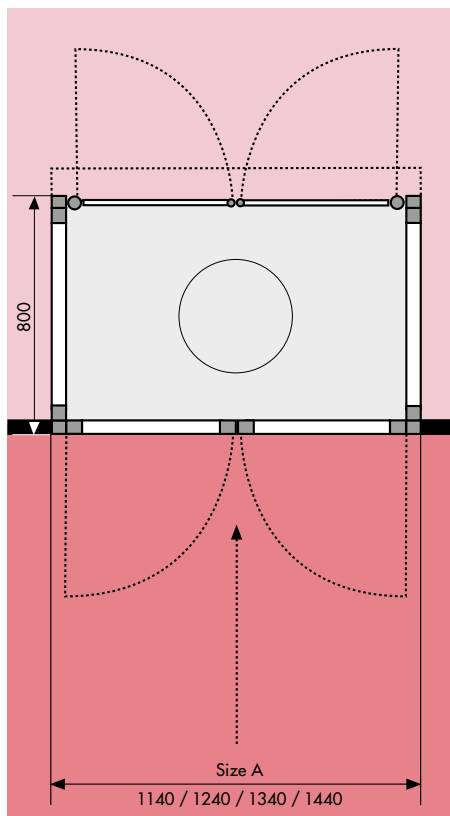
In the normal position, the RENO interlocking door system is closed on the inside and outside. The external door opens at the press of a button from the control system within the building, giving access to the internal booth area. As soon as a person has entered the booth area and is standing within the circle of the contact mat, the external door closes and the internal door opens, giving free access to the inside of the protected room. Once the person has left the booth area, the internal door closes again.

Exiting the protected room follows the same process in the reverse direction.

In the event of a power cut or another kind of disturbance, the person within the booth area can manually release the locking mechanism of the outer door.



room interior



Technical data

The RENO interlocking door system is supplied in 4 standard sizes:

- Size A 1140 mm = 900 mm cpw
 - Size A 1240 mm = 1000 mm cpw
 - Size A 1340 mm = 1100 mm cpw
 - Size A 1440 mm = 1200 mm cpw
- (cpw = clear passage width)
Special sizes are available on request.

Design variants:

- Side walls in glass or steel
- With or without escape route feature
- External door as a fire door
- Burglar resistant external door
- Bullet-resistant external door

Surface treatment:

- stove enamelled steel
- polished stainless steel

Power supply 230 V/ 50 Hz, 13 A

Wattage 0.5 kW

SPS control system in the roof area or external control cabinet.

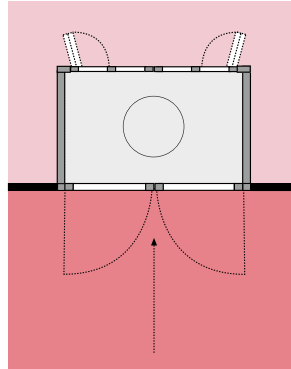
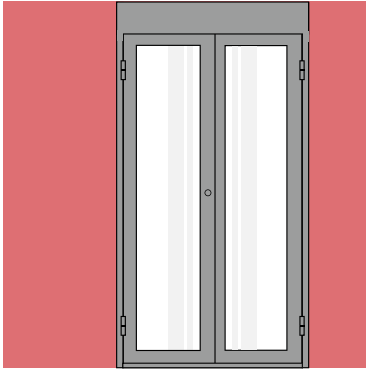
LED lighting in the booth.

Electrical cables from above or below.

The RENO interlocking door system can be connected to any access control system.

Subject to dimensional and technical changes in design.

Schneebeli security interlocking doors type RENO can be adapted and used in various ways.

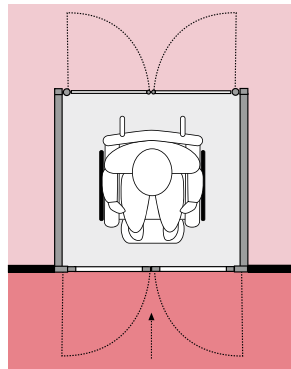
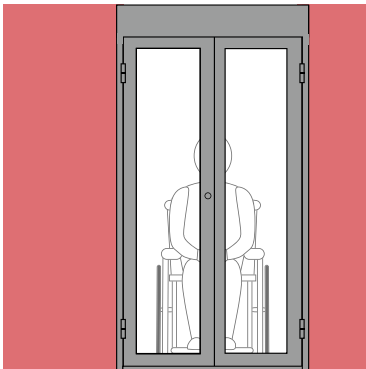


Security interlocking doors RENO-F

With this RENO system variant, an automatic folding door is installed instead of the inner glass swing door. This has the advantage that the door leaf does not protrude so far into the room when open. That is why this variant is used where there is limited space on the inside. In an emergency, the folding doors can be pushed by hand in the direction of the escape route.

The RENO-F mantrap is supplied in 4 standard sizes:

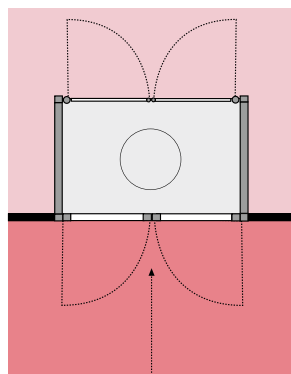
- Size A 1240 mm = 900 mm cpw
 - Size A 1340 mm = 1000 mm cpw
 - Size A 1440 mm = 1100 mm cpw
 - Size A 1540 mm = 1200 mm cpw (cpw = clear passage width)
- The deep of the interlocking booth is 20 mm bigger (= 820 mm) and the height is the same as the normal RENO system. Special sizes are available on request. The functions are the same.



RENO interlocking doors for wheelchairs

In situations where wheelchairs also need to have access through the interlocking door system, the inner booth area can be made with a deeper design with an internal dimension of at least 1250mm. The wheelchair user can then use a special access code to inactivate the two-zone contact floors and the control sensors, and pass through the security booth. The control system for the interlocking mechanism is maintained throughout.

Access to the building through the interlocking system for all other users remains the same as with the normal mantraps. This secures the singling of people accessing the building through the two-zone contact floor and the control sensors. In this way, two functions of the RENO interlocking system can be fulfilled.



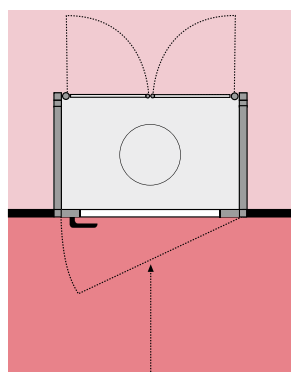
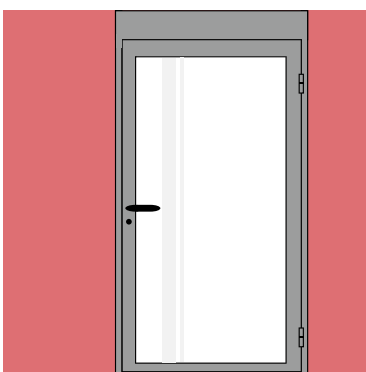
Burglar-resistant interlocking doors RENO-RC2

This burglar-resistant variant of the fully automated RENO system is the same as the normal RENO system both in size and appearance. The fillings of the external doors are made from burglar-resistant glass or steel sandwich panels. The function is the same as with the normal RENO system.

The RENO-RC2 mantrap is available in the same 4 standard sizes as the normal RENO system.

The walls or components must be of the corresponding strength for the installation and fastening.

The burglary resistance of this interlocking doors has been tested by the Institut ift Rosenheim and received the classification of RC2.



Burglar-resistant RENO interlocking doors RC3

With this burglar-resistant variant of the RENO system, the external door is a single leaf and installed in a certified RC3 door system. This means that the external door can be either manually or automatically operated. The internal door is 2-leaf and automatic, as with the normal RENO system.

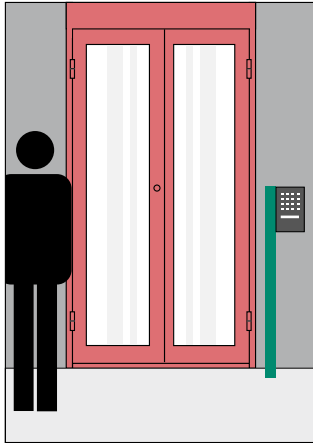
Even the functions and the sizes are the same as with the normal RENO system.

The external doors of this RENO system can be easily combined with the fire protection EI30. This increases the external dimensions of the interlocking booth so it has a depth of +15 mm (= 815 mm).

The walls or components must be of the corresponding strength for the installation and fastening.

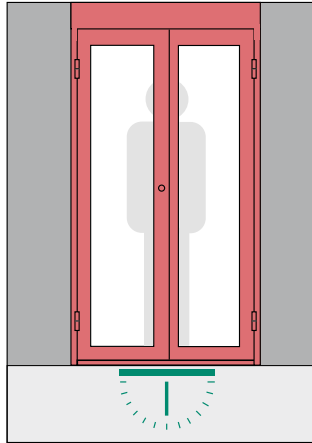
The RENO interlocking security door from Schneebeli is a flexible system with numerous extension options.

Reader pillar or console



Free-standing pedestal or console for mounting the reading device of the building. The free-standing pedestal is mounted to the floor and the console is mounted to the side of the RENO door system or in the continuous wall to the side. Designed according to your specifications. Finished in stove enamelled steel, matt or polished stainless steel.

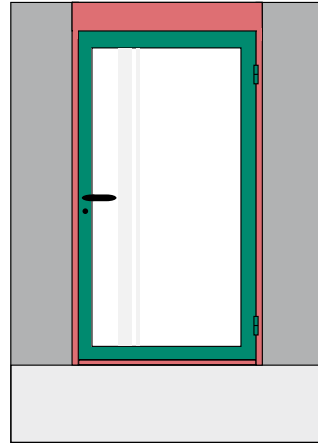
Weighing floor



There are 2 variants of the weighing floor to increase the secured prevention of more than one person passing through at a time.

1. Weighing floor with an adjustable weight limit from 10 to 130kg (evaluated by our control system).
2. Weighing floor with monitoring of each individual person according to their personal set weight according to the data entered in the reader system (evaluated by the reader system).

**Special external doors
Single leaf door**

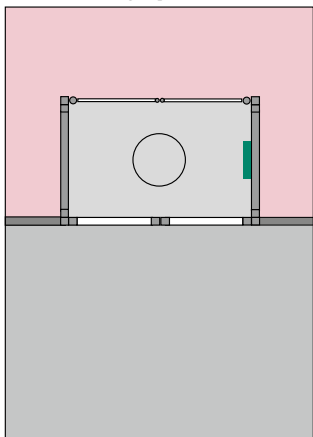


If the RENO system is built with a single leaf external door, then there are numerous possibilities if there are special requirements, e.g.

- **Fire door EI30**
- **Burglar-resistant door up to RC4**
- **Bullet-resistant door FB 1-6**

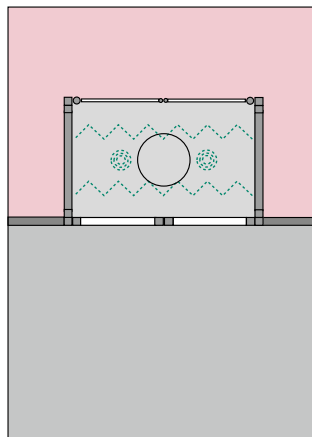
With these special external doors the dimensional size of the RENO door system can change.

Additional reader in the internal booth area of the interlocking system



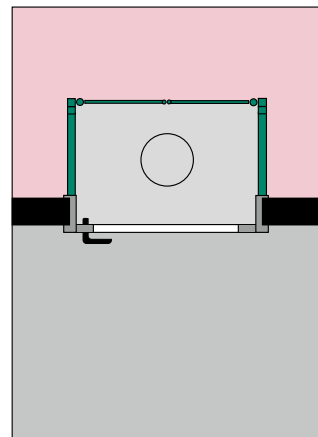
To increase the security, an additional reader can be installed in the internal booth area. This is placed on the side wall, and all reader variants are possible. Because of the additional identification process, it takes longer for people to move through the passage, thereby reducing the capacity that can be processed.

Additional sensory analysis



This additional sensory monitoring prevents, to a high degree, the simultaneous entrance of 2 people. With horizontal and vertical light barriers the internal area of the booth is optically reduced, making it possible to detect the second person. Different optical sizes can be set using a selector switch. However, it is possible for people to carry a briefcase or folder.

RENO semi-system



Thanks to its variable basic design, the RENO system is suitable for special cases.

It is possible, for example, with an existing hand-operated swing door, to add the inside half of the RENO system.

This is a simple way of having a mantrap and preventing people from directly entering the room inside. To do this, the existing door must have locking contacts.

2 interlocking doors type RENO as an elegant twin system as a staff entrance to an administrative building.



Interlocking doors type RENO in the EI30 version as an entrance to a security room in 3 different situations.



Closed



External doors opened



Fully open



Internal view of the RENO twin system with open folding doors.



Interlocking doors type RENO in the EI30 version as a staff entrance from a staircase-hall.



Other specialities from our range of security systems:

Double turnstile as security entrance to a car park in an administration building.



Revolving security door, type 120, in polished stainless steel as an elegant entrance for personnel.



Circular booth as a night time entrance to an administrative building beside the main entrance.



The versatile manufacturing programme from our modern workshops in Dietlikon includes:

Security systems such as mantraps and revolving security doors

Security doors (burglar resistant)

Security doors for containment and measures (cell doors)

Fire doors

Metal windows

Display window systems

House and shop entrances

Sliding doors, lift-up shutter doors

Metal staircases

Special railings in all metals or glass

Special constructions in all metals

Bullet-resistant windows, doors and wall panels "Sälzer System" (FB1-FB7)

Repairs, servicing and maintenance work



Schneebeli

Metallbau + Sicherheitstechnik

Schneebeli Metallbau AG

Industriestrasse 7
CH-8305 Dietlikon
Telefon +41 44 805 60 10
Telefax +41 44 805 60 11
info@schneebeli.com
www.schneebeli.com

Schneebeli Sicherheitstechnik GmbH

Mitteralmweg 2
D-83026 Rosenheim
Telefon +49 8031 807 221
Telefax +49 8031 807 223